



Parts list Mirage

Contents

Ordering information	3
Parts order example.....	4
Mix-block.....	5
Mix-block flange valve and jet evolution	6
Inlet manifold	7
Top of boiler.....	8
Adjustable restrictor	9
Below boiler	10
Boiler fill	11
Mix-block tubing.....	12
Groups	13
Group valve	13
Group without progressive pre-infusion cylinder	14
Group with progressive pre-infusion cylinder (PPIC)	15
Idrocompresso	16
Upper lines.....	16
Lower lines; flush version only	17
Group, until 2009	18
Group interior, until 2009	19
Group, after 2009.....	20
Group interior, after 2009.....	21
Service kits Idrocompresso.....	22
Manifold	23
Electrics	24
Main controller, mains switch, timer.....	24
Flow meter	25
Machine control.....	26
Touchpads, control lights, hot water switch, gauge; model 2009	26
Touchpads, hot water switch, gauge	27
Bastone handle; model 2007	28
Bastone handle; model 2009	29
Bastone handle, model 2015	30
Heating.....	31
Element, SSR, pressostat.....	31
Heating element and sealing	32
Solid state relays	33
Steam valve and wand.....	34
Steam valve interior	35
Hot water wand.....	36
Foot operated steam valve.....	37
Pedal parts.....	37
Other parts.....	38
Milk pitcher tray.....	39
Body parts	40
Side panels and mounting materials	40
Cup warming tray and mounting materials.....	41
List of (copper) tubing	42
List of tubing exclusive for Idrocompresso (not used in E61 machines).....	43
Pump, portafilter, etc.	43
Part-number conversion.....	44

Explanation for tables:

nip	not in picture
s.st.	stainless steel
strike through	original part no longer available. Replacement parts are mostly available (see remark).

When ordering:

- Refer to this parts-list (revision date December 17, 2021)
- Use parts number AND short description
- Include machine number



Ordering information

When ordering spare parts directly from Kees van der Westen we ask you to send your parts list to spareparts@keesvanderwesten.com as comprehensive as possible to minimise the chance of mistakes in the delivered parts. See next page for an example. Include the machine model, type and machine number if the parts order concerns a specific machine, also include the parts-list version you consulted.

The list should state amount, parts number and short description, see the example on the next page.

You can download the different parts lists:

Spirit: <http://www.keesvanderwesten.com/assets/spirit-parts-list.pdf>
Mirage: <http://www.keesvanderwesten.com/assets/mirage-parts-list.pdf>
Speedster: <http://www.keesvanderwesten.com/assets/speedster-parts-list.pdf>
or <https://www.keesvanderwesten.com/assets/speedster-2020-parts-list.pdf>
Slim Jim: <https://www.keesvanderwesten.com/assets/slimjim-parts-list.pdf>

If the parts list is not conclusive, seek contact with support@keesvanderwesten.com before ordering.

One recipient please

When ordering parts or putting forward a question about parts, please address only one recipient on our side. When more employees receive the same email/request it is possible that all or none of the recipients feel responsible to take action.

Receive parts

In order to receive your spare parts order we need your full details, see example on next page:

- Billing address
- Delivery address
- Contact person
- Telephone number(s)
- E-mail address

As we do not know the final UPS shipping costs upon sending your order, we will bill you after these costs are known to us.

So normally you will receive the goods first and the invoice afterwards.

Payment

As for the payment of your order. Payment can be settled with PayPal or a bank wire transfer. We do not accept direct credit card transactions.

If you have a PayPal account set up it should be settled rather quickly. We could send you a payment request which takes care of it almost instantly.

A bank wire transfer is also possible, but we do not know if your bank charges additional costs and/or fees.

Please let us know which option you prefer. If you would like to pay with PayPal, we kindly ask you to inform us which email address we may send our request.



Parts order example

Send your list to: spareparts@keesvanderwesten.com

Machine model	Mirage	parts order example
Machine type	Triplette touchpad	
Machine number	31230213	
Parts list	November 4, 2021	

[illegible]


Customer number (if known)
Contact person	Coffee Lover
Billing address	Espresso street 30 1234 Arabica COLUMBIA
Delivery address	Ristretto lane 15-ML 1234 Arabica COLUMBIA
Telephone	+12 345 678 9012
e-mail	c.lover@gmail.com

Remark: When ordering numerous parts for older machines it is wise to explain here what you like to establish. It helps us to identify possible mistakes in the parts-order such that we will seek contact to clarify the order before picking and shipping.



Boiler related parts

Mix-block (...-2015, with full metal brass flange valves and in-line jet)




	Part number	Short description	remark
A	XVM-B039-C	mix-block Mirage assembly	K00341-03
nip	K00341-03	mix-block Mirage assembly; s.st. ODE valves and 0.8 flat-jet	
a	XVM-B039-IG	mix-block Mirage Idrocompresso assembly	no longer available
nip	XVK01816-00	mix-block Mirage Idrocompresso assembly (0.9mm flat-jet)	made on order
b	XVM-B039	mix-block Mirage bare; brass	K00342-02
	K00342-02	mix-block Mirage bare; for use with flat-jet, brass	
c	K00864-00	fitting 1/8M-1/4M; brass	
d	K00786-00	ring 1/8"; copper	
e	K00867-00	elbow fitting 1/4M-1/4M; nickel plated brass	
nip	K00781-00	plug 1/4M; nickel plated brass	Idrocompresso
f	K00249-00	set screw din916 M6x6; s.st.	
g	K00866-00	fitting 1/4M-3/8M; brass	
h	K00785-00	ring 1/4"; copper	
i	K00865-00	fitting 1/4M-1/4M; brass	
j	K00761-00	jet M6x6 0.7mm orifice; s.st.	
nip	K00763-00	jet M6x6 0.9mm orifice; s.st.	Idrocompresso
k	VMSR-E026-230	2-way flange valve, orifice 2.5mm; brass, coil 230Vac (Parker)	see page 6
l	C-SK-M4x12	Philips screw din7985 M4x12; s.st.	
m	K00194-00	lock washer din6798A M4; s.st.	



Mix-block flange valve and jet evolution


See previous page: The 2-way full metal brass flange valves (below: a) have been replaced in 2015 by sheet metal stainless flange valves (below: c). In 2019, the full-metal stainless flange valve (below: e) and flat-jet (below: g and i) were introduced. With introduction of the flat-jet, the M6 threads inside the mix-block became obsolete.



	Part number	Short description	remark
a	VMSR-E026-230	2-way flange valve, orifice 2.5mm; brass, coil 230Vac (Parker)	
b	C-SK-M4x12	Philips screw din7985 M4x12; s.st.	
c	MSR-E6026-23S	2-way flange valve, orifice 2.5mm; s.st., coil 230Vac (Parker)	minimum 216Vac
d	C-SK-M4x06	Philips screw din7985 M4x6; s.st.	
e	K02452-00	2-way flange valve, orifice 2.5mm; s.st.; coil 230V (ODE)	minimum 216Vac
f	C-BZ-M4x14	Allen bolt din912 M4x14mm; s.st.	
g	K01663-00	flat-jet CD10; 0.8mm; s.st.	
h	K00791-00	O-ring Ø6.07x1.78mm; FKM75 (for flat-jet CD10)	also for K02452-00
i	K01664-00	flat-jet CD10; 1.0mm; s.st.	



Inlet manifold




	Part number	Short description	remark
a	K00331-00	inlet manifold assembly Mirage	
b	K00866-00	fitting 1/4M-3/8M; brass	
c	K00865-00	fitting 1/4M-1/4M; brass	
d	K00330-00	inlet manifold Mirage bare; brass	
e	K00191-00	washer din125A M8; s.st.	
f	K00053-00	bolt din933 M8x12; s.st.	
g	K00784-00	ring 3/8"; copper	
h	K00628-00	one-way valve 3/8M-3/8M; brass	
i	K00785-00	ring 1/4"; copper	
j	K00333-00	expansion valve 1/4M-hose pillar; brass, adjustable	
k	K00380-00	hose 4x8mm; black silicone, 36cm long	



Boiler related parts

Top of boiler




	Part number	Short description	remark
a	K00375-00	ring 3/4"; Teflon (36x30x2.25mm), between banjo and boiler	
b	K00365-00	10mm line, upper banjo -> group Mirage Du&Tr-left, Tr-center; copper	
c	K00367-00	10mm line, upper banjo -> group Mirage Du&Tr-right; copper	
d	K00373-00	ring 1/2"; Teflon (27x21x2mm)	
e	K00368-00	banjo plug 1/2M-1/4F; nickel plated brass (upper banjo)	
f	K00768-00	jet M6x6 1.5mm orifice; s.st.	
	K00771-00	jet M6x6 1.8mm orifice; s.st.	Idrocompressore
g	K00694-00	ring 1/4"; Teflon (17x13x2mm)	
h	K00781-00	plug 1/4M; nickel plated brass	
i	K00653-00	level probe 150mm; s.st., faston, bent	safety level
j	K00802-00	level probe 125mm; s.st., faston, bent	operational level
k	K00785-00	ring 1/4"; copper	
l	K00758-00	anti-vacuum valve 1/4M-hose pillar; brass	
m	VM-B081-D K00633-00	12mm line, boiler -> pressure safety valve Mirage Du; copper	K00633-00
n	K00633-00	12mm line, boiler ↔ pressure safety valve Mirage Tr; copper	also for Duette
o	K00784-00	ring 3/8"; copper	
p	K00629-00	pressure safety valve 3/8M-hose pillar; brass	
q	K00371-00	reinforced hose 8x14.5mm; red silicone, 18cm long	



Adjustable restrictor

The adjustable restrictor replaces the fixed restrictor (see item f on page 8) and plug (see item h on page 8) in the upper banjo. It makes it possible to increase (twist OUT) or decrease (twist IN) the thermo-syphon loop flowrate and thus increase or decrease the group temperature. The needle-shape has been changed several times over the years. The original fixed restrictor must be removed before the adjustable restrictor can be installed.




	Part number	Short description	remark
a	K00335-00	adjustable restrictor assembly; blunt needle tip	
b	K00338-00	adjustable restrictor needle; s.st., blunt tip	
c	K00694-00	ring 1/4"; Teflon (17x13x2mm)	
d	K00339-00	O-ring 4x1.5mm; Viton	2 needed
e	K00336-00	adjustable restrictor body; brass	
f	K00273-00	circlip din6799 M5; s.st.	2 needed
g	K00157-00	nut din934 M6fine; s.st.	0.75 thread!!
h	K00337-00	knob; black plastic	
i	K00196-00	lock washer din6798A M6; s.st.	




Boiler related parts

Below boiler



	Part number	Short description	remark
a	K00357-00	6mm line, injection tube in heat exchanger Mirage; copper	
b	K00369-00	banjo plug 1/4M-1/2M; nickel plated brass (lower banjo)	
c	K00373-00	ring 1/2"; Teflon (27x21x2mm)	
d	K00364-00	10mm line, group -> lower banjo Mirage Du&Tr-left, Tr-center; copper	
e	K00366-00	10mm line, group -> lower banjo Mirage Du&Tr-right; copper	
f	K00375-00	ring 3/4"; Teflon (36x30x2.25mm), between banjo and boiler	




Boiler fill

	Part number	Short description	remark
a	K00783-00	plug 3/8F; nickel plated brass	
b	K00866-00	fitting 1/4M-3/8M; brass	
c	K00785-00	ring 1/4"; copper	
d	K00782-00	ball valve 1/4F-1/4F; nickel plated brass, butterfly handle	
e	K00326-00	fitting 3/8F-1/4M; brass	
f	K00632-00	T-fitting 3/8M-3/8M-3/8M; nickel plated brass	
g	K00359-00	8mm line, one-way valve -> T-fitting Mirage; copper	
h	K00628-00	one-way valve 3/8M-3/8M; brass	
i	K00358-00	6mm line, fill valve -> one-way valve Mirage; copper	
j	K00864-00	fitting 1/8M-1/4M; brass	
k	K00786-00	ring 1/8"; copper	
l	K00395-00	2-way line valve, orifice 2.5mm; brass, coil 230Vac (ODE)	fill-valve
m	K00773-00	jet housing 1/8M-1/4M; brass, with M6 inside thread	jet assembly 1.0mm complete: K00777-00 marked green
n	K00764-00	jet M6x6 1.0mm orifice; s.st.	
o	K00779-00	perforated screen for jet housing; s.st.	
p	K00837-00	O-ring (5.7x1.9mm); Viton	
q	K00795-00	plug for solenoid coil; Form A; with seal and screw	
nip	K00340-00	2-way fill valve assembly Mirage, 1.0mm jet, 230Vac (ODE)	items j .. p
nip	ZM-B038-IC	2-way fill valve assembly Mirage Idro (no jet), 230Vac (ODE)	as above, no item o



Boiler related parts

Mix-block tubing




	Part number	Tubing below connects to yellow arrow above	remark
A	K00343-00	8mm line, water inlet -> mix-block Mirage Du; copper	
	K00344-00	8mm line, water inlet -> mix-block Mirage Tr; copper	
B	K00345-00	2mm line, mix-block -> pressure gauge, pump (Mirage); copper	
C	K00350-00	6mm line, boiler -> mix-block (Mirage); copper	
D	K00351-00	6mm line, mix-block -> hot water mounting block (Mirage); copper	
E	K00346-00	6mm line, mix-block -> one-way valve manifold (Mirage Du); copper	
	K00347-00	6mm line, mix-block -> one-way valve manifold (Mirage Tr); copper	
F	K00348-00	6mm line, mix-block -> boiler fill valve (Mirage Du); copper	
	K00349-00	6mm line, mix-block -> boiler fill valve (Mirage Tr); copper	
nip	ZM-B059	4mm line, boiler -> pressure gauge, boiler (Mirage); copper	only in pressostat machines



Groups


Group valve



	Part number	Short description	remark
a	K00864-00	fitting 1/8M-1/4M; brass	
b	K00786-00	ring 1/8"; copper	
c	K00392-00	3-way line valve, orifice 1.5mm; brass, coil 230Vac (ODE)	group valve
d	K00773-00	jet housing 1/8M-1/4M; brass, with M6 inside thread	
e	K00760-00	jet M6x6 0.6mm orifice; s.st.	
f	K00779-00	perforated screen for jet housing; s.st.	
g	K00837-00	O-ring (5.7x1.9mm); Viton	
h	K00772-00	jet M6x12 1.5→1.0mm orifice; s.st.	wrong picture
i	K00775-00	jet in housing assembly; M6x6, 0.6mm orifice (blue)	marked blue
j	K00778-00	jet in housing assembly; M6x12, 1.5→1.0mm orifice (black)	marked black
k	K00329-00	6mm line, upper group fitting -> group valve (Mirage); copper	
l	K00795-00	plug for solenoid coil; with seal and screw	
m	K00104-00	hose clamp 12-22mm; s.st.	
n	K00370-00	reinforced hose 8x14.5mm; red silicone, 7.5cm long	left & right group
o	K00371-00	reinforced hose 8x14.5mm; red silicone, 18cm long	center group (Tr)
nip	K00393-00	3-way group valve assembly Mirage; 0.6mm, 230Vac (ODE)	items a .. g (no h)
nip	K00394-00	3-way group valve assembly Mirage; 1.0mm, 230Vac (ODE)	items a .. g (no e)




Group without progressive pre-infusion cylinder



	Part number	Short description	remark
a	K00531-00	group body bare; chromed brass (adapted E61)	RAW: K00536-00
b	K00786-00	ring 1/8"; copper	
c	K00864-00	fitting 1/8M-1/4M; brass	for K00356-00
d	K00540-00	fitting 3/8M-1/2M; brass	lower
e	K00258-00	set screw din916 M8x30; s.st.	
f	K00042-00	bolt din933 M10x12; s.st.	
g	K00544-00	ring 3/4"; Teflon (35x30x2mm)	
h	K00542-00	cap, top of Mirage group; chromed brass	RAW: K00543-00
i	K00823-00	ring M6; copper	
j	K00041-00	Allen bolt din7984 M6x10; s.st. (low profile)	
k	K00552-00	dispersion plate Mirage; brass, mushroom shaped, adapted	
l	K00824-00	group shower screen; s.st., KvdW logo	
m	K00826-00	group ring; 8.0mm (Arinca)	standard size
	K00827-00	group ring; 8.5mm (Arinca)	for worn out groups
	K00828-00	group ring; 9.0mm (Arinca)	and/or filter holders
n	K00549-00	plug, fills caps K00547-00 and K00620-00; Teflon	
o	K00547-00	cap, bottom of Mirage group; chromed brass, cone-type	RAW: K00548-00
p	K00545-00	cap, side of Mirage group; chromed brass, group without PPIC	see also page 15
nip	K00539-00	long fitting 3/8M-1/2M; nickel plated brass, at rear of E61 group	
nip	K00356-00	6mm line, group valve -> rear of group (Mirage); copper	



Group with progressive pre-infusion cylinder (PPIC)




	Part number	Short description	remark
a..m		see previous page	
n	K00549-00	plug, fills caps K00547-00 and K00620-00; Teflon	fits in K00620-00
o	K00620-00	cap, side of Mirage group; chromed brass, adapted	adapted K00545-00
nip	K00550-00	plug (Ø17.95x43mm), fills cap K00545-00; Teflon	no fit in K00620-00
nip	K00545-00	cap, side of Mirage group; chromed brass	RAW: K00546-00
p	K00614-00	pre-infusion cylinder Mirage; complete with collar and rings	
q	K00612-00	pre-infusion cylinder with spring, piston and O-ring (Mirage)	RAW: K00613-00
r	K00616-00	O-ring 20.3x2.62mm; Viton, on PPIC piston Mirage	
s	K00617-00	spring; s.st., (appr. 1x9x57mm, inside PPIC Mirage)	
t	K00618-00	spacing collar PPIC; chromed brass	RAW: K00619-00
u	K00612-00	pre-infusion cylinder body (Mirage)	
v	K00615-00	piston for progressive pre-infusion cylinder; brass	
nip	K00539-00	fitting 3/8M-1/2M 90mm; nickel plated brass, rear of E61 group	
nip	K00356-00	6mm line, group valve -> rear of group (Mirage); copper	



Idrocompressore


Upper lines



	Part number	Short description	remark
a	ZM-B120-IL	10mm line, top HX ↔ group (Mirage Idro Du&Tr-left, Tr-center); copper	
b	ZM-B120-IR	10mm line, top HX ↔ group (Mirage Idro Du&Tr-right); copper	
below	K00695-00	combi valve (one-way/expansion); brass (MirIdro & Speedster)	



Lower lines; flush version only (idrocompresso without flush is identical to touchpad/Bastone)




	Part number	Short description	remark
a	ZM-B061-IF	10mm line, group -> bottom HX (MIF Du&Tr-left, Tr-center); copper	flush version only
b	ZM-B065-IF	10mm line, group -> bottom HX (MIF Du&Tr-right); copper	
c	ZM-B116-IF	6mm line, lower HX line -> flush valve (MIF); copper	
nip	K00837-00	O-ring (5.7x1.9mm); Viton	assembly: K00396-00
d	K00779-00	perforated screen for jet housing; s.st.	
e	K00760-00	jet M6x6 0.6mm orifice; s.st.	
f	K00773-00	jet housing 1/8M-1/4M; brass, with M6 inside thread	
	K00786-00	ring 1/8"; copper	
	K00395-00	2-way line valve, orifice 2.5mm; brass, coil 230Vac (ODE)	
	K00786-00	ring 1/8"; copper	
	K00864-00	fitting 1/8M-1/4M; brass	
g	ZM-B115-IF	6mm line, flush valve -> discharge hose (Mirage Idro); copper	for Z01840-00
	K00297-00	swivel nut 1/4"; brass	
h	K00609-00	hose 4x8mm; black silicone, 30cm long	
d+e+f	K00396-00	flush valve assembly Mirage Idro; 0.6mm, 230Vac (ODE)	



Idrocompresso

Group, until 2009




	Part number	Short description	remark
a	K00587-00	handle on lever; black plastic	
nip	K00066-00	Allen bolt din912 M8x25; s.st.	in handle
	K00197-00	lock washer din6798A M8; s.st.	in handle
b	K00564-00	group-lever; chromed steel	
c	ZM-G045-I	group cover; black plastic, Mirage Idrocompresso pre 2009	contact us before ordering
d		piston/spring/swivel mechanism; complete, Idro pre 2009	
e	K00560-00	plug M18x1.5; chromed brass	
f	K00561-00	ring 18x24x2mm; Teflon	replaced by K00581
nip	K00581-00	crush-ring 17.5x24.5x1.5; copper	replaces K00561
g	K00569-00	inner cylinder sleeve; technical brass	
h	K00562-00	O-ring 58.74x3.53mm; Viton (upper ring on cylinder sleeve)	
i	K00563-00	O-ring; Viton (lower ring on cylinder sleeve)	
j		idrocompresso group; chromed brass, bare	not available as individual part
k	K00553-00	group shower screen Idrocompresso; s.st.	
l	K00568-00	group ring Idrocompresso	
nip	K00305-00	shower screen "plopper" tool Idrocompresso	



Idrocompresso


Group interior, until 2009



	Part number	Short description	remark
a		lever spring; s.st., Idrocompresso pre 2009	contact us before ordering
b		piston rod; s.st., Idrocompresso pre 2009	
c		ring between spring and piston; s.st., Idrocompresso pre 2009	
d		piston; brass, Idrocompresso pre 2009	
e	VM-G048-1	V-ring 51.8x37.8x1.3mm; black Viton (Idro piston gasket)	
	K00566-03	V-ring 52x40x7mm; Viton (Idrocompresso piston gasket)	
f	K00567-00	open ring 50x44x4mm; white Teflon (on piston)	
g		swivel mechanism; chromed, Idrocompresso pre 2009	
h		group head; chromed brass, Idrocompresso pre 2009	
i	K00059-00	Allen bolt din912 M5x16; s.st.	



Group, after 2009




	Part number	Short description	remark
a	K00538-00	group head assembly Mirage Idrocompresso	see page 21
b	K00560-00	plug M18x1.5; chromed brass	
c	K00561-00	ring 18x24x2mm; Teflon	replaced by K00581
nip	K00581-00	crush-ring 17.5x24.5x1.5; copper	replaces K00561
d	K00569-00	inner cylinder sleeve; technical brass	
e	K00562-00	O-ring 58.74x3.53mm; Viton (upper ring on cylinder sleeve)	
f	K00570-00	open ended isolation ring; black POM (on sleeve)	
g*	K00563-00	O-ring; Viton (lower ring on cylinder sleeve)	see note below
h	K00588-00	Idrocompresso group, bare; chromed brass	
i	K00568-00	group ring Idrocompresso	
j	K00578-00	tripod screen support Idrocompresso; s.st.	
k	K00553-00	group shower screen Idrocompresso; s.st.	
nip	K00305-00	shower screen "plopper" tool Idrocompresso	

* The lower sealing ring of the inner sleeve (g) is mounted inside the outer group (h), not on the inner sleeve (d) as on the photo. The photo shows the approximate position w.r.t. the inner sleeve after mounting.



Group interior, after 2009



	Part number	Short description	remark
a	K00541-00	swivel mechanism Mirage Idrocompresso 2009; s.st.	
b	K00577-00	piston rod Mirage Idrocompresso 2009; s.st.	
c	K00579-00	group head Idrocompresso 2009; chromed brass (adapted)	
d	K00585-00	axle bearing screw; chromed brass, left	
e	K00586-00	axle bearing screw; chromed brass, right	
f	K00059-00	Allen bolt din912 M5x16; s.st.	
g	K00571-00	lever spring Mirage Idrocompresso 2009; s.st.	
h	K00572-00	ring between spring and piston Idrocompresso 2009; s.st.	
i	K00573-00	piston Mirage Idrocompresso 2009; brass	
j	VM-G048-1	V-ring 51.8x37.8x1.3mm; black Viton (Idro piston gasket)	
	K00566-03	V-ring 52x40x7mm; Viton (Idrocompresso piston gasket)	
k	K00565-02	O-ring 46x3mm; Viton (in upper piston gasket)	
l	K00567-00	open ring 50x44x4mm; white Teflon (on piston)	



Service kits Idrocompresso


number	description	service kit	K00589-00	K00590-00	K00591-00	K00592-00	K01809-00
K00541-00	swivel mechanism					1	
K00553-00	group shower screen Idrocompresso		1	1	1	1	3
K00568-00	group ring Idrocompresso		1	1	1	1	6
K00578-00	tripod screen support		1	1	1	1	1
K00566-03	V-ring 52x40x7mm; Viton			3	3	3	9
K00565-02	O-ring in upper piston gasket			1	1	1	3
K00567-00	open ring on piston			1	1	1	
K00562-00	upper inner O-ring				1	1	
K00570-00	open ended ring on sleeve				1	1	
K00563-00	lower inner O-ring				1	1	
K00871-00	sealing disk on steam valve plunger						2
K00852-00	O-ring (appr. 10.5x2.7mm); red silicone						3
K00853-00	ball-joint nut 22mm; chromed bronze						1
K00855-00	ring 3/8"; Teflon (21x16.8x2mm)						3
K00832-00	portafilter circlip for filter basket						4

More extended kit is available intended for end-users without nearby distributor, contact us for details:

K00314-00 extended service kit Mirage Idrocompresso; Duette & Triplette



Manifold




Shown is manifold for Triplette.

	Part number	Short description	remark
a	Z01831-00	manifold assembly Mirage Idrocompresso Triplette	
insert	Z01830-00	manifold assembly Mirage Idrocompresso Duette	
b	K01829-00	manifold Mirage Idrocompresso bare; brass	
c	K00191-00	washer din125A M8; s.st.	
d	K00053-00	bolt din933 M8x12; s.st.	
e	Z00177-00	crush ring din7603C 13x18x2mm; copper	
f	K00326-00	fitting 1/4M-3/8F; brass	
g	K00866-00	fitting 1/4M-3/8M; brass	
h	K00781-00	plug 1/4M; nickel plated brass	
i	K00784-00	ring 3/8"; copper	
j	K00628-00	one-way valve 3/8M-3/8M; brass	
k	Z01826-00	ball valve 3/8F-3/8M; nickel plated brass, lever handle	
l	K00864-00	fitting 1/8M-1/4M; brass	
m	K00786-00	ring 1/8"; copper	
n	K00785-00	ring 1/4"; copper	



Electrics

Main controller, mains switch, timer




	Part number	Short description	remark
a	XVMR-E017	main controller Gicar; Mirage Touchpad and Bastone	K00391-03
	K00391-03	main controller Gicar; version 3, programmed for Mirage	see below *
nip	K00646-00	7-pole plug; green (flow meter and level wiring)	inside Gicar controller
	K00645-00	12-pole plug; green (for 230V wiring)	
b	K00648-00	glass fuse; 5x20mm, 3.15A (for Gicar controller)	
c	K00665-00	mains switch 4x4pole, 3-position; with knob	Tr & Du high power
d	K00639-00	mains switch 4x3pole, 3-position; with knob	Du & older Tr
e	K00672-00	indicator light; 12mm, 230Vac, green LED	
f	K00661-00	fuse holder; Bakelite	
g	K00660-00	glass fuse; 32x6.3mm, 16A 500V Superfast	
h	K00406-00	timer unit, din-rail mount (Mirage Idrocompressor only)	
i	K00697-01	level controller Giemme 220-240Vac; (original housing)	no slits in housing
j	K00485-02	lower part of controller pod Mirage	
	K00486-02	cover plate for controller pod Mirage	
	K00487-02	mounting strip in controller pod Mirage	
k	K00809-02	temperature controller 100-240Vac; Störk ST25 ECO	**
l	K00810-00	temperature sensor Pt-100 1/8M; 2-wire, 27mm (Tasseron)	K03006-00
nip	K03006-00	temperature sensor, Pt100, 27mm; s.st. with Molex	
m	K00664-00	temperature sensor cable; 575mm, angular moulded plug	K03007-00
nip	K03007-00	sensor cable, 575mm, Molex > ferrule; black insulation	
n & o		no longer available	
nip	K01661-00	fitting 1/8F-1/4M; brass (to retro-fit sensor in older boiler)	

* The K00391-03 may not be suitable to use on older Bastone versions of the Mirage. Please contact us before ordering for Bastone.

** When ordering K00809 forward "Mirage steam boiler" and define °C or °F and 50Hz or 60Hz.



Flow meter




	part number	Short description	remark
a	K00400-00	flow meter assembly; orifice 1.15mm, with fittings	
b	K00655-02	flow meter orifice 1.15mm, 0.5 ml/pulse; TEA plated brass	35-1600 ml/min
nip	K03140-00	flow meter, orifice 1.15mm, 0.27 ml/pulse; TEA, low Pb brass	35-1600 ml/min
c	K00785-00	ring 1/4"; copper	
d	K00865-00	fitting 1/4M-1/4M; brass	
e	K00658-00	flow meter cable 1150mm; (M Tr-left)	with plug, seal and screw
f	K00657-00	flow meter cable 850mm; (M Du-left&right, M Tr-center&right)	
g	K00646-00	7-pole plug; green (inside Gicar controller)	



Machine control

Touchpads, control lights, hot water switch, gauge; model 2009




	Part number	Short description	remark
a	Z01850-00	touchpad 5-button with hot water connection (M Du&Tr-left)	without Z01849-00
b	Z01848-00	touchpad 5-button (Mirage Du&Tr-right, Tr-center)	without Z01849-00
c	Z01849-00	touchpad membrane sticker (Mirage)	
d	Z01846-00	indicator light; square, 230Vac, red	
e	K00650-00	push button switch; black knob, with mounting material	for hot water
nip	K01845-00	indicator light; 10mm, 230Vac, green, Bastone & Idro flush only	not 1-on-1
f	K00672-00	indicator light; 12mm, 230Vac, green LED	replacements
g	Z01813-00	pressure gauge with dual scale; steam and pump pressure	
h	Z01914-00	pressure gauge bracket; s.st. (for dual scale gauge B031-P)	
i	K00820-00	flat nut 1/8"; brass	
j	K00673-00	flat cable 8x2 550mm (Spirit&Mirage, Du&Tr-right)	
k	K00651-00	flat cable 8x2; 1100mm (Mirage Du&Tr-left, Tr-center)	
l*	K00409-00	flat cable 8x2 1100mm; with HW-socket (Mirage Du&Tr-left)	new model
m*	K00410-00	hot water cable; connects switch to flat cable (K00409-00)	
n**	Z01942-00	hot water cable; connects switch to left touchpad (Z01850-00)	

* l+m can be used in combination with touchpads lacking the hot water connection. There is no need to exchange Z01850-00 with Z01848-00.

** replaces XVM-E021: a former 8-strand flat cable with two fastons on the switch side. The flat-cable connector of this item **does not fit** onto l (K00409-00).




Touchpads, hot water switch, gauge



	Part number	Short description	remark
a	VK00674-00	touchpad with button-LED's; 5-buttons (Bellini)	
a*	K00674-01	5-button touchpad with mechanical keys (Bellini 2.0)	
b	K00502-00	touchpad bracket; s.st. (Mirage; for touchpad K00674-00)	
c	K00678-00	touchpad cover; printed s.st. (for touchpad K00674-00)	
d	K00673-00	flat cable 8x2 550mm (Spirit&Mirage, Du&Tr-right)	Du. and Tr.
e	K00651-00	flat cable 8x2; 1100mm (Mirage Du&Tr-left, Tr-center)	
f	K00409-00	flat cable 8x2 1100mm; with HW-socket (Mirage Du&Tr-left)	
g	K00410-00	hot water cable; connects switch to flat cable (K00409-00)	fits on K00409-00
h	K00650-00	push button switch; black knob, with mounting material	for hot water
i	K00790-00	pressure gauge 15 bar; KvdW marking	
j	K00703-00	mounting bracket for pressure gauge K00790-00; s.st.	
k	K00183-00	washer din125A M10; s.st.	
l	K00820-00	flat nut 1/8"; brass	




Bastone handle; model 2007

	Part number	Short description	remark
a		group handle assembly Mirage Bastone; model 2007	no longer available
b	Z01952-00	plunger switch (without wheel)	Mirage Bastone group switch
c		bracket for Mirage Bastone rod and switch; s.st.	not all parts are still available, contact us
d		activating rod Mirage Bastone; s.st., polished	
e	K00458-00	oval knob; black Bakelite, on Bastone handle	
f		vibration damper	
g		wrong picture: should be nut on vibration damper	

There has been a hybrid version of the bastone lever between versions 2007 and 2009.

For the 2007, hybrid and 2009 versions, some parts are still available, others are not. Please contact us before ordering.




Bastone handle; model 2009

	Part number	Short description	remark
a	ZM-F045-CN	group handle assembly Mirage Bastone; 2009	
b	ZMR-E039-B	plunger switch (without wheel)	Mirage Bastone group switch
c	ZM-F042-B	bracket for Mirage Bastone rod and switch; s.st.	
d	ZM-F041-B	activating rod Mirage Bastone; s.st., polished	
e	M-F041-KZ	oval knob; black Bakelite (on Bastone handle)	
f	K00849-00	spring; s.st. (against trumpet plunger, appr. 1.5x8x30mm)	
g	K00155-00	nut din934 M5; s.st.	or flanged nut: K00152-00
h	K00187-00	washer din125A M5; s.st.	
nip	K00152-00	flange nut din6923 M5; s.st.	
i	K00057-00	Allen bolt din912 M5x6; s.st.	(wrong picture)

There has been a hybrid version of the bastone lever between versions 2007 and 2009.

For the 2007, hybrid and 2009 versions, some parts are still available, others are not. Please contact us before ordering.




Bastone handle, model 2015

	Part number	Short description	remark
a	K00493-02	group handle assembly Mirage Bastone; model 2015	
b	K00458-00	oval knob; black Bakelite (on Bastone handle)	
c	K00494-01	group handle Mirage Bastone 2015; s.st., polished	
d	K00496-01	group handle lock plate Mirage Bastone 2015; s.st., brushed	
e	K00024-00	Allen screw iso7380 M5x8; s.st.	
f	K00495-02	group handle front panel Mirage Bastone 2015; s.st., brushed	
g	K00256-00	set screw din916 M8x16; s.st.	
h	K00158-00	nut din934 M8; s.st.	
i	K00684-00	spring; s.st. (appr. 1x9x31mm)	
j	K00498-01	group handle bracket Mirage Bastone 2015; s.st.	
k	K00022-00	Allen screw iso7380 M4x16; s.st.	
l	K00497-01	group handle mounting bracket Mirage Bastone 2015; s.st.	
m	K01678-00	wheeled plunger switch; with flat nuts	
n	K00676-05	universal cassette PCB for Bastone group handle	
o	K00154-00	nut din934 M4; s.st.	
p	K00677-00	indicator light; 8mm, 5Vdc, green LED	
q	K00650-00	push button switch; black knob, with mounting material	
r	K00675-00	toggle switch; single pole, ON-ON, with mounting material	



Heating

Element, SSR, pressostat




	Part number	Short description	remark
a	XMR-E015-v2	heating element 3x2000W; 230Vac, TRIAS	see page 32
b	XMR-E014-V2	heating element 3x1600W; 230Vac, TRIAS	
c	K00644-00	element cap; brown plastic	
d	K00228-00	Philips screw din7985 M4x35; s.st.	
e	K00626-00	Allen bolt M8x20 with internal M4 threads; s.st.	
f	K00182-00	lock washer din6797J M8; s.st.	
g	K00066-00	Allen bolt din912 M8x25; s.st.	
h	Z01951-00	4mm connecting bridge on element poles	specify distance between poles
	K00411-00		
i	K00788-00	O-ring 42x4,5mm; Viton (gasket for heating element)	see below *
j	Z00625-00	sealing ring 52x40x2mm; Teflon	
k	K00659-00	3-phase overheat protection switch; manual reset, 155°C	
nip	K00668-00	temperature probe clamping strip; s.st., 138x4x0.3mm	use instead of heat conducting paste
l	Z01844-00	pressostat 1/4M; 1.3bar overpressure (adjustable)	
m		solid state relay; NO, 90-280Vac control power (Comus)	see page 33 , Solid state relays
n		solid state relay cover; clear plastic (for all Comus SSR)	
o		solid state relay; NO, 3-32Vdc control power (Comus)	

* Heating elements by TRIAS were sealed with a Viton O-ring only (see item i above).



Heating element and sealing




- A The flanges of the TRIAS heating elements had an incorporated O-ring chamber; sealing is done with an O-ring only.
- B The flanges of Backer (and Iberital) heating elements do not have an O-ring chamber; the O-ring is confined by a 2mm thick spacer.

	Part number	Short description	remark
a	XMR-E014-V2	heating element 3x1600W 230Vac, TRIAS	no longer available
	XMR-E015-v2	heating element 3x2000W 230Vac, TRIAS	
	XMR-E014-J	heating element 3x1600W 200Vac, TRIAS	
	K00643-02	heating element 3x2000W 200Vac, TRIAS	
b	K00788-00	O-ring 42x4.5mm; Viton, gasket for heating element	
c & d	K00669-00	heating element 3x 1600 W; 230 Vac, Backer	Duette *
	K00671-00	heating element 3x 2000 W; 230 Vac, Backer	Triplette
	K00670-00	heating element 3x 1600 W; 200 Vac, Backer	
e	K00814-00	triangular O-ring spacer for copper boiler, 2mm thick; s.st.	

* In a standard Mirage Duette only 2 of the 3 heating spirals are connected resulting in 3200W heating power. In a high power Mirage Duette, all 3 spirals are connected, resulting in 4800W heating power.



Solid state relays



Top row: COMUS relays, Bottom row: Carlo Gavazzi relays. Left: low Vdc control, Right: 230Vac control.

	Part number	Short description	remark
A	K00794-00	solid state relay cover; clear plastic, for relays B, D and E	
B	K00811-00	solid state relay; NO, 3-32Vdc control power (Comus)	see G
C	K00793-00	sil-pad for solid state relay B, D and E	
D	K00641-00	solid state relay; NO, 90-280Vac control power (Comus)	see J
E	K01667-00	solid state relay; NC, 90-240Vac control voltage (Comus)	never in Mirage
F*	K00815-00	Solid state relay; NO, 9-18Vdc control power, miniature (CG)	with silpad
G	K02455-00	solid state relay; NO, 3-32Vdc control power (Carlo Gavazzi)	with cover
H	K02456-00	sil-pad for solid state relays G and J	
J	K02458-00	solid state relay; NO, 90-280Vac control power (Carlo Gavazzi)	with cover

D is used in pressostat controlled Mirages and can be replaced with J.

B is used in early thermostat controlled Mirages and can be replaced with G.


F is used in later thermostat controlled Mirages.

* F will not fit on older heat sinks.

Note that the Carlo Gavazzi Relays need screws with at least 8mm threads whereas the Comus relays are sometimes mounted with screws that have 6mm threads only.



Steam valve and wand



Except for the steam wand, left and right taps are identical

	Part number	Short description	remark
a	K00685-01	steam valve; chromed brass, with lock washer and nut	
b	XVMS-S002	steam valve knob and cap; black plastic	replaced by next
c	K00196-00	lock washer din6798A M6; s.st.	
d	K00156-00	nut din934 M6; s.st.	
nip	K02728-00	steam valve knob; black Nylon, custom (tulip model)	replaces b..d
	K02119-00	steam valve knob; ivory coloured Nylon, custom (tulip model)	
	K02733-00	washer Ø13mm, inner square 6.6mm; s.st.	
	K00173-00	fender washer din9021 M6; s.st.	
	K00165-00	lock nut din986 M6; s.st., dome cap	
e	K00855-00	ring 3/8"; Teflon (21x16.8x2mm)	
f	K00849-00	spring; s.st. (against trumpet plunger, appr. 1.5x8x30mm)	
g	K00851-00	trumpet plunger; brass, complete with two O-rings	
h	K00850-00	O-ring 7.2x1.9mm; EPDM, on brass trumpet plunger	
i	K00852-00	O-ring (appr. 10.5x2.7mm); red silicone	
j	K00853-00	ball-joint nut 22mm; chromed bronze	RAW: K00854-00
k	K00686-00	steam wand Mirage, left; polished s.st	
l	K00862-00	anti-burn sleeve on steam/water wand; 35mm	
nip	K02360-00	anti-burn sleeve on steam wand; 110mm	
m	K00681-00	steam wand tip 4x1.6mm; s.st.	RAW: K00682-00
nip	K01751-00	steam wand tip 4x1.2mm; s.st.	RAW: K01752-00
n	K00687-00	steam wand Mirage, right; polished s.st.	
	K00868-00	service kit steam/hot water wand	e + h(2x) + i




Steam valve interior twist version



	Part number	Short description	remark
	K00685-01	steam valve; chromed brass, with lock washer and nut	RAW: K00869-00
a	K00822-00	spring; s.st. (appr. 2x12x17mm)	
b	K00861-00	ring 15.5x7.5x5x4mm (seal on steam valve shaft)	2 are needed
c	K00873-00	plunger in steam valve; brass, with Viton sealing disk	2 views
d	K00871-00	sealing disk 13x4x4mm; Viton, on steam valve plunger	
e	K00821-00	spring; s.st. (appr. 2x9x31mm)	
f	K00860-00	ring 24x18x2mm; Teflon (between steam valve body and base)	
	K00874-00	service kit steam valve	b(2x) + d + f

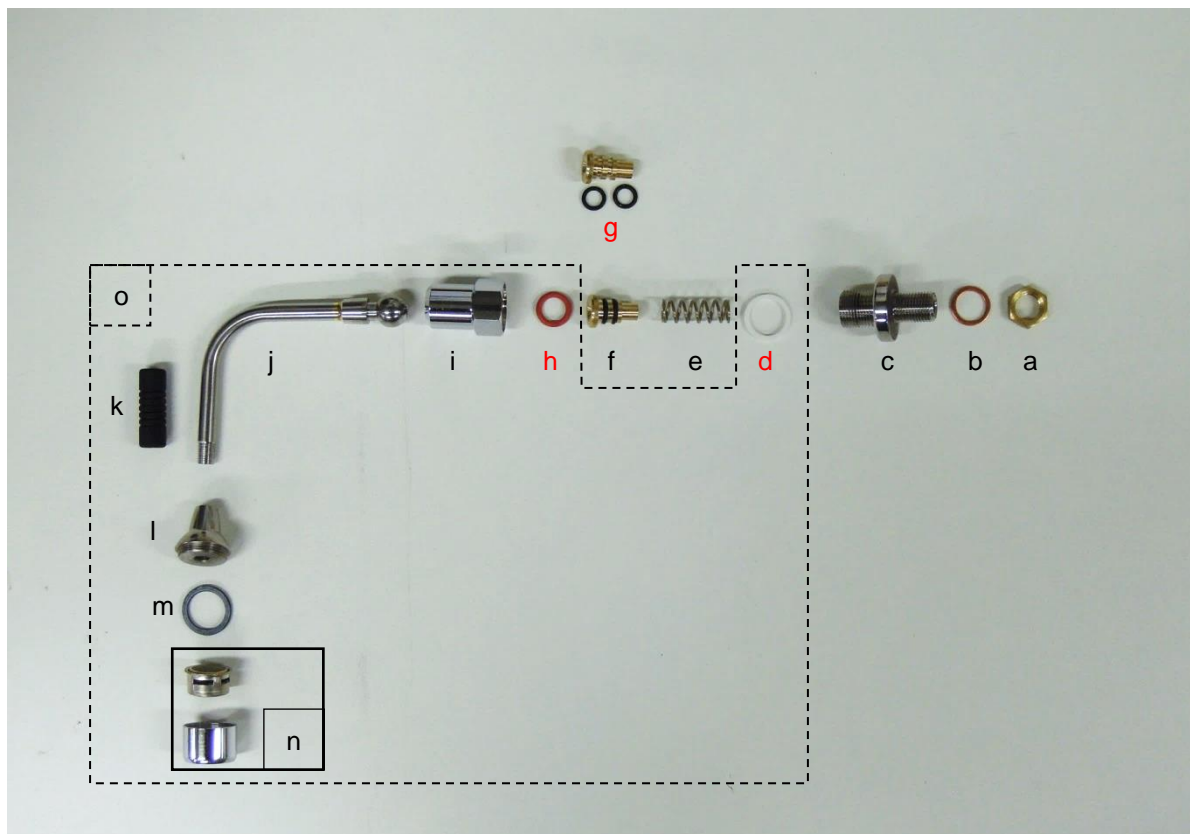
paddle version



	Part number	Short description	remark
A	K00955-00	paddle steam valve; chromed brass	without handle
	K03285-00	paddle steam valve; chromed brass - RAW	
a	K00956-00	handle for paddle steam valve; black POM	RAW: K03212-00
b	K03511-00	swivel bowl for flip-flop steam valve; hardened steel	as set: K03508-00
c	K03510-00	swivel axle for flip-flop steam valve; hardened steel	
d	K03509-00	swivel base for flip-flop steam valve; hardened steel	
e	K03369-00	O-ring Ø10.77x2.62mm; EP 851	2 are needed
f	K03368-00	spring, appr. 1.5x14x24mm; s.st.	
g	K03367-00	plunger with seal in paddle steam valve	
h	K03366-00	spring, appr. 1.5x13x31mm; s.st.	
i	K00860-00	ring 24x18x2mm; Teflon (between steam valve body and base)	
		service kit paddle steam valve	e(2x) + g + i



Hot water wand




	Part number	Short description	remark
a	K00680-00	flat nut 1/4"; brass	
b	K00785-00	ring 1/4"; copper	
c	K00690-00	hot water mounting block; s.st., round, no set screw, polished	
nip	out of stock	hot water mounting block; s.st., hexagonal, with set screw	see below*
d	K00855-00	ring 3/8"; Teflon (21x16.8x2mm)	
e	K00849-00	spring; s.st. (against trumpet plunger, appr. 1.5x8x30mm)	
f	K00851-00	trumpet plunger; brass, complete with two O-rings	
g	K00850-00	O-ring 7.2x1.9mm; EPDM (on brass trumpet plunger)	2 are needed
h	K00852-00	O-ring (appr. 10.5x2.7mm); red silicone	
i	K00853-00	ball-joint nut 22mm; chromed bronze	RAW: K00854-00
j	K00688-00	hot water wand Mirage; polished s.st.	
k	K00862-00	anti-burn sleeve on steam/water wand; 35mm	
l	K00856-00	hot water wand tip; s.st. (mushroom shape)	
m	K00858-00	O-ring (appr. 16.5x2.7mm); EPDM (hot water screen assy)	
n	K00857-00	screen assembly on hot water wand tip; chrome plated brass	RAW: K00859-00
o	K00689-00	hot water wand assembly Mirage	
	K00868-00	service kit steam/hot water wand	d + g(2x) + h

* [K00690-00 is not a 1-on-1 replacement for the hexagonal version.](#)



Foot operated steam valve

Pedal parts




	Part number	Short description	remark
A	K00841-00	foot air-pedal assembly with spare half-ball	
a	K00843-00	foot air-pedal base; black PVC	
b	K00845-00	threaded tube M6fine; s.st. (mount air-hose onto pedal base)	
c	K00842-00	foot air-pedal half-ball; black rubber	
d	K00844-00	foot air-pedal ring; s.st. (mount half-ball onto base)	
e	K00026-00	Allen screw iso7380 M5x12; s.st.	
f	K00846-00	hose 4x8mm; black chloroprene, 2.5m long (stress relief -> foot pedal)	K00107-00, 2.5m



Foot operated steam valve


Other parts



	Part number	Short description	remark
A	K00841-00	foot air-pedal assembly with spare half-ball	
a	K00360-00	8mm line, steam boiler -> steam valve left (Mirage); copper	
b	K00361-00	8mm line, steam boiler -> steam valve right (Mirage); copper	
c	K00866-00	fitting 1/4M-3/8M; brass	
d	K00785-00	ring 1/4"; copper	
e	K00782-00	ball valve 1/4F-1/4F; nickel plated brass, butterfly handle	items not present with foot operated steam valve
nip	K02284-00	ball valve 1/4F-1/4F; nickel plated brass, custom handle	
f	K00630-00	8mm line, long swivel nut, internal steam valve -> external steam valve; copper	
g	XVMSR-E028-K	2-way solenoid line valve, 6mm; brass, no coil (Parker)	see next
	VMSR-E027-S2	coil 230Vac for K00800-00	
	ZMSR-E027-SJ	coil 200Vac for K00800-00	
nip	K02453-00	3-way in-line valve, orifice 5.5mm; brass, with coil 230V; ODE	use plug to cap drain
	K00683-00	plug 1/8"(F); nickel plated brass	
h	VMSR-E027-C	2-way steam valve assembly, 6.0mm, 230Vac	K00797-01
nip	K00797-01	"2-way" steam valve assembly; 5.5mm, 230Vac	
i	ZMSR-E030-A	air switch; alternating (tap-on, tap-off)	black marking
j	K00803-00	air switch; momentary (press=on, release=off)	yellow marking
k	ZM-E030-RP	retrofit plate for air switch; black POM	
l	K00850-00	O-ring 7.2x1.9mm; EPDM	
m	K00206-00	machine screw din84 M3x20; s.st.	
n	K00847-00	hose 4x8mm; black silicone, 42cm long	
o	K00820-00	flat nut 1/8"; brass	
p	K00757-00	6mm line, stress relief connector; copper, 1/8 threads	
q	K00846-00	hose 4x8mm; black chloroprene, 2.5m long	
r	K00601-00	wire harness foot operated steam valve Mirage	



Milk pitcher tray



	Part number	Short description	remark
a	XVM-F063-L	pitcher tray Mirage left hand side; s.st., sand blasted	
b	VM-F063-R	pitcher tray Mirage right hand side; s.st., sand blasted	
c	VM-F063-O	pitcher tray Mirage - oval spacer; s.st., sand blasted, 3mm	K00500-00
d	C-BT-M6x20	bolt din933 M6x20; s.st.	
e	K00823-00	ring M6; copper	



	K00499-00	universal pitcher tray Mirage; s.st., random ground finish (RGF)	fits both sides
	K00500-00	universal pitcher tray Mirage oval-spacer; s.st., RGF, 4mm	
	K00501-00	universal pitcher tray Mirage support-bracket; s.st., RGF	fits both sides
	K00525-00	universal pitcher tray Mirage mounting kit	incl. K00500-00



Body parts


Side panels and mounting materials




	Part number	Short description	remark
a	K00455-00	side panel Mirage Veloce LEFT; aluminium	
nip	K00456-00	side panel Mirage Veloce RIGHT; aluminium	
b	K00452-00	side panel Mirage; fully transparent glass	fits left and right
c	K00489-01	side panel Mirage logo 2014 LEFT; glass	sand blasted
nip	VK00489-00	side panel Mirage logo before 2014 LEFT; glass	sand blasted
nip	K00490-01	side panel Mirage logo 2014 RIGHT; glass	sand blasted
nip	VK00490-00	side panel Mirage logo before 2014 RIGHT; glass	sand blasted
nip	K00453-00	side panel Mirage with custom logo LEFT; glass	sand blasted
d	K00454-00	side panel Mirage with custom logo RIGHT; glass	example shown
e	K00450-00	side plate Mirage LEFT; plastic, matt black finish	
f	K00451-00	side plate Mirage RIGHT; plastic, matt black finish	
nip	K00462-00	frame for transparent glass side panel Mirage LEFT	
nip	K00463-00	frame for transparent glass side panel Mirage RIGHT	
g	K00446-00	spacer 25x9mm, M6; s.st.	up to 216970415 Veloce panels used fender washer & cap- nut M8: C-MD-M8-P
h	K00702-00	washer 25x8.4x2.5mm; black PVC	
i	K00447-00	round knob for side panel and cup-tray-bar; s.st., M6 threads	
j	K00464-00	centring nut with O-ring; brass, for glass side panels	
nip	K00465-00	O-ring 8.0x2.0mm; black NBR, for centring nut K00464-00	




Cup warming tray and mounting materials



Only Triplette is shown, on a Duette items d, e and f are less wide.



Cup-tray-bar mounting materials.



Support-rail mounting materials.

	Part number	Short description	remark
a	K00457-00	glass-look triangular panel Mirage; greenish plastic	fits left and right
b	K00444-00	cup tray support-rail Mirage LEFT; s.st.	fits Duette and Triplette
c	K00445-00	cup tray support-rail Mirage RIGHT; s.st.	
d	K00441-03	cup tray bottom panel Mirage Triplette; s.st.	
nip	K00440-03	cup tray bottom panel Mirage Duette; s.st.	
e	K00443-03	cup tray upper panel Mirage Triplette; s.st.	
nip	K00442-03	cup tray upper panel Mirage Duette; s.st.	
f	K00449-00	cup-tray-bar Mirage Triplette; s.st., polished, M6 threads	
nip	K00448-00	cup-tray-bar Mirage Duette; s.st., polished, M6 threads	
g	K00175-00	fender washer din9021 M8; s.st.	
h	K00702-00	washer 25x8.4x2.5mm; black PVC	
i	K00447-00	round knob for side panel and cup-tray-bar; s.st., M6 threads	
j	K00446-00	spacer 25x9mm, M6; s.st.	
nip	K00482-00	kit: extra elevated cup tray for Mirage Triplette, complete	
nip	K00481-00	kit: extra elevated cup tray for Mirage Duette, complete	



List of (copper) tubing

Sorted numerically by K nr.

Du = meant for Duette only, Tr = meant for Triplette only , Du&Tr = meant for both Duette and Triplette

version	Part number	Short description	used in Idrocompressor?
Du	K00327-00	10mm line, drain under group solenoid valves; s.st.	no
Tr	K00328-00	10mm line, drain under group solenoid valves; s.st.	
Du&Tr	K00329-00	6mm line, upper group fitting -> group valve; copper	
Du	K00343-00	8mm line, water inlet -> mix-block; copper	yes
Tr	K00344-00	8mm line, water inlet -> mix-block; copper	
Du&Tr	K00345-00	2mm line, mix-block -> pressure gauge	
Du	K00346-00	6mm line, mix-block -> one-way valve on manifold; copper	
Tr	K00347-00	6mm line, mix-block -> one-way valve on manifold; copper	no
Du	K00348-00	6mm line, mix-block -> boiler fill valve; copper	
Tr	K00349-00	6mm line, mix-block -> boiler fill valve; copper	
Du&Tr	K00350-00	6mm line, boiler -> mix-block; copper	yes
Du&Tr	K00351-00	6mm line, mix-block -> hot water mounting block	
Du&Tr	K00352-00	6mm line, manifold -> flowmeter left; copper	no
Tr		6mm line, T-fitting -> flowmeter right; copper	
Du&Tr	K00353-00	6mm line, flowmeter -> lower end heat exchanger; copper	
Tr	K00354-00	6mm line, manifold -> flow meter centre, with T-fitting; copper	
Du	K00355-00	6mm line, manifold -> flow meter right; copper	
Du&Tr	K00356-00	6mm line, group valve -> rear of group; copper	yes
Du&Tr	K00357-00	6mm line, injection tube in heat exchanger; copper	
Du&Tr	K00358-00	6mm line, fill valve -> one-way valve; copper	
Du&Tr	K00359-00	8mm line, one-way valve -> T-fitting; copper	
Du&Tr	K00360-00	8mm line, steam boiler -> internal steam valve left; copper	
Du&Tr	K00361-00	8mm line, steam boiler -> internal steam valve right; copper	
Du	K00362-00	6mm line, boiler -> pressostat (2014 boiler); copper	
Tr	K00363-00	6mm line, boiler -> pressostat (2014 boiler); copper	
Du&Tr	K00364-00	10mm line, group -> bottom heat exchanger left; copper	yes, but only for machines without flush
Tr		10mm line, group -> bottom heat exchanger centre; copper	
Du&Tr	K00366-00	10mm line, group -> bottom heat exchanger right; copper	
Du&Tr	K00365-00	10mm line, top heat exchanger -> E61 group left; copper	no
Tr		10mm line, top heat exchanger -> E61 group centre; copper	
Du&Tr	K00367-00	10mm line, top heat exchanger -> E61 group right; copper	
Du&Tr	K00630-00	8mm line, long swivel nut, internal steam valve -> external steam valve; copper	yes
Du&Tr	ZM-B059	4mm line, boiler -> pressure gauge, boiler; copper	
Du&Tr	ZMR-B081-T	12mm line, steam boiler -> pressure safety valve; copper	
option	K00757-00	6mm line, stress relief connector; copper, 1/8 threads	



List of tubing exclusive for Idrocompressore (not used in E61 machines)

Sorted numerically by (old) part nr.

Du = meant for Duette only, Tr = meant for Triplette only , Du&Tr = meant for both Duette and Triplette

version	Part number	Short description	Remark
Du	ZM-B016-ID	10mm line, drain tube in machine; s.st. complete	adapt for machines with flush
Tr	ZM-B016-IT	10mm line, drain tube in machine; s.st. complete	
Du&Tr	ZM-B061-IF	10mm line, Idro group left -> bottom heat exchanger; copper	only for machines with flush
Tr		10mm line, Idro group centre -> bottom heat exch.; copper	
Du&Tr	ZM-B065-IF	10mm line, Idro group right -> bottom heat exchanger; copper	
Du	ZM-B110-ID	6mm line, mix-block Idro-> Idro manifold; copper	
Tr	ZM-B110-IT	6mm line, mix-block Idro -> Idro manifold; copper	
Du&Tr	ZM-B111-I	6mm line, mix-block Idro -> boiler fill valve; copper	
Du	ZM-B-112-ID	6mm line, watercock -> right 1-way valve; copper	
Tr	ZM-B112-IT	6mm line, watercock -> right 1-way valve; copper	
Du	ZM-B113-ID	6mm line, watercock -> left 1-way valve; copper	
Tr	ZM-B113-IT	6mm line, watercock -> centre 1-way valve; copper	
Tr	ZM-B114-IT	6mm line, watercock -> left 1-way valve; copper	
Du&Tr	ZM-B115-IF	6mm line, flush valve -> discharge hose; copper	only for machines with flush
Du&Tr	ZM-B116-IF	6mm line, lower HX line -> flush valve; copper	
Du&Tr	ZM-B120-IL	10mm line, top heat exchanger -> Idro group left; copper	
Tr		10mm line, top heat exchanger -> Idro group centre; copper	
Du&Tr	ZM-B120-IR	10mm line, top heat exchanger -> Idro group right; copper	

Pump, portafilter, etc.

For parts that can be found on all our machines:

1. Pump, pump motors, water and discharge hoses:
www.keesvanderwesten.com/downloads/pumpsandhoses.pdf
2. Portafilters and filter baskets:
www.keesvanderwesten.com/downloads/portafilters.pdf

Click the link above or copy-paste the address into your browser.



Part-number conversion

Sorted by alphabet and numerically by K nr.

Use Ctrl+F to search old nr. in the table.

New parts only have a K nr.

A ~~strike through K nr.~~ means the part is no longer available. For replaced parts stock may run out.

K nr.	old nr.	replaced by
K00314-00	A210-I	
K00326-00	B010	
K00329-00	B023	
K00330-00	B028	
K00331-00	B028-C	
K00333-00	B030-A	
K00335-00	B037-C	
K00336-00	B037-H	
K00337-00	B037-K	
K00338-00	B037-N	
K00339-00	B037-O	
K00340-00	B038-C	
K00341-03	B039-Cv3	
K00342-02	B039-v2	
K00342-02	B039-v2	
K00343-00	B040-D	
K00344-00	B040-T	
K00345-00	B041	
K00346-00	B042-D	
K00347-00	B042-T	
K00348-00	B043-D	
K00349-00	B043-T	
K00350-00	B044	
K00351-00	B045	
K00356-00	B052	
K00357-00	B053	
K00358-00	B054	
K00359-00	B055	
K00360-00	B057-L	
K00361-00	B057-R	
K00364-00	B061	
K00365-00	B062	
K00366-00	B065	
K00367-00	B066	
K00368-00	B067	
K00369-00	B069	
K00370-00	B070-K	
K00371-00	B070-L	
K00373-00	B073	
K00375-00	B080	

K nr.	old nr.	replaced by
K00380-00	B102-K	
K00391-03	E017-Mv3	
K00392-00	E025	
K00393-00	E025-C06	K00393-01
K00393-01		
K00394-00	E025-C10	
K00395-00	E026	
K00400-01		
K00406-00	E040-I	
K00409-00	E4023-L	
K00410-00	E4024	
K00411-00	E4035	
K00442-03	F023-D	
K00443-03	F023-T	
K00444-00	F024-L	
K00445-00	F024-R	
K00446-00	F029-N	
K00447-00	F031	
K00448-00	F032-D	
K00449-00	F032-T	
K00450-00	F033-M3L	
K00451-00	F033-M3R	
K00452-00	F035-T	
K00453-00	F036-KL	
K00454-00	F036-KR	
K00455-00	F037-VL	
K00456-00	F037-VR	
K00457-00	F038	
K00458-00	F041-KW	
K00462-00	F046-L	
K00463-00	F046-R	
K00464-01		
K00465-00	F047-R	
K00481-00	F064-DC	
K00482-00	F064-TC	
K00485-02	F080-1	
K00486-02	F080-2	
K00487-02	F080-3	
K00489-01	F4034-NL	
K00489-01	F4034-NL	



part-number conversion

K nr.	old nr.	replaced by
K00490-01	F4034-NR	
K00490-01	F4034-NR	
K00493-03	F4040-Cv3	
K00494-01	F4045	
K00495-02	F4046	
K00496-01	F4047	K00496-02
K00496-02	F4047-v2	
K00497-01	F4048	
K00498-01	F4049	K00498-02
K00498-02		
K00499-00	F4063	
K00500-00	F4063-O	
K00501-00	F4063-U	
K00502-00	F4090	
K00525-00	F4112-U	
K00531-00	G001	
K00538-00	G002-IA	
K00539-00	G003-L	
K00540-00	G003-S	
K00541-00	G004-I	
K00542-00	G006	
K00544-00	G007	
K00545-00	G008	
K00547-00	G010	
K00549-00	G011	
K00550-00	G011-V2	
K00552-00	G012-A	
K00553-00	G013-I	
K00560-00	G041-I	
K00562-00	G043-I	
K00563-01		
K00565-02		
K00566-03	G048-lv3	
K00567-00	G049-I	
K00568-00	G050-I	
K00569-00	G051-I	
K00570-00	G052-I	
K00571-00	G053-I	
K00572-00	G053-IR	
K00573-00	G054-IZ	
K00577-00	G058-I	
K00578-00	G059-I	
K00579-00	G061-IA	
K00581-00	G062-I	
K00585-00	G066-I	
K00586-00	G067-I	
K00588-00	G069-I	
K00589-00	G070-SKA	

K nr.	old nr.	replaced by
K00590-00	G070-SKB	
K00591-00	G070-SKC	
K00592-00	G071-RK	
K00601-00	K004	
K00609-00	P008-IF	
K00612-00	P012	
K00614-00	P013-C	
K00615-00	P015	
K00616-00	P016	
K00617-00	P017	
K00618-00	P018	
K00620-00	P019-A	
K00626-00	B004	
K00628-00	B029-C	K03310-00
K00630-00	B058	
K00632-00	B075	
K00639-00	E005	
K00643-02	E015-Jv2	
K00644-00	E016	
K00645-00	E017-12	
K00646-00	E017-7	
K00648-00	E017-Z3	
K00650-00	E020-ZW	
K00651-00	E022	
K00653-00	E028-C	
K00657-00	E032-D	
K00658-00	E032-T	
K00659-00	E033-3	
K00660-00	E048-Z	
K00661-00	E049	
K00665-00	E105	
K00668-00	E130-S	
K00669-00	E4014	
K00670-00	E4014-J	
K00671-00	E4015	
K00672-00	E6012-G	K00672-01
K00673-00	E6022-R	
K00674-01		
K00674-01		
K00675-00	E6062	
K00676-05	E6063	
K00677-00	E6064	
K00678-00	F6009-5	
K00680-00	S010	
K00681-00	S016	
K00683-00	S039	
K00684-00	S6051	
K00685-01	S001-STC	



part-number conversion

K nr.	old nr.	replaced by
K00686-00	S015-L	
K00687-00	S015-R	
K00688-00	S017	
K00689-00	S017-C	
K00690-00	S019-Pv1	
K00694-00	B074	
K00695-00	B101-IC	
K00697-01	E1017-240	
K00702-00	F030	
K00703-00	F1020-S	
K00757-00	B017	
K00758-00	B033	
K00760-00	B034-06	
K00761-00	B034-07	
K00763-00	B034-09	
K00764-00	B034-10	
K00768-00	B034-15	
K00771-00	B034-18	
K00772-00	B034-1L	
K00773-00	B035-B	
K00775-00	B035-C06	
K00778-00	B035-C1L	
K00779-00	B036-B	
K00781-00	B068	
K00783-00	B077	
K00784-00	B078	
K00785-00	B079	
K00786-00	B082	
K00790-00	B1031-PK	
K00795-00	E024	
K00797-01	E027-Cv1	
K00802-00	E029-C	
K00803-01		
K00809-02		
K00814-00	E1071	
K00815-00	E4010-NO	
K00820-00	F065	
K00821-00	F122	
K00822-00	F126	
K00823-00	G005	
K00824-00	G013	
K00826-00	G014-80A	
K00827-00	G014-85A	
K00828-00	G014-90A	
K00832-00	G023	
K00841-00	P001-C	
K00842-00	P002	
K00843-00	P003	

K nr.	old nr.	replaced by
K00844-00	P004	
K00845-00	P006	
K00846-00	P007	
K00847-00	P008	
K00849-00	S011-SP	
K00850-00	S011-ST	
K00851-00	S012-ST	
K00852-00	S013	
K00853-00	S014-B	
K00855-00	S014-R	
K00856-00	S018	
K00857-00	S020	
K00858-00	S020-R	
K00860-00	S021	
K00861-00	S025-R	
K00862-00	S031	
K00864-00	S035	
K00865-00	S036	
K00866-00	S037	
K00867-00	S038	
K00868-00	S045-SK	
K00871-00	S023	
K00873-00	S024-C	
K00874-00	S044-SK	
K00955-00		
K00956-00		
K01661-00	B1067	
K01663-00	B6003-08	
K01664-00	B6003-10	
K01678-00	E6060	
K01751-00	S1016-12	
K02119-00	S002-W	
K02284-00		
K02360-00		
K02452-00		
K02453-00		
K02455-00		
K02456-00		
K02458-00		
K02728-00		
K02733-00		
K03006-01		
K03007-00		
K03140-00		
K03212-00		
K03285-00		
K03310-00		
K03311-00		



part-number conversion

K nr.	old nr.	replaced by
K03366-00		
K03367-00		
K03368-00		
K03369-00		
VK00400-00	E031-C	K00400-01
VK00489-00	F034-ML	K00489-01
VK00490-00	F034-MR	K00490-01
VK00493-02	F4040-Cv1	K00493-03
VK00561-00	G042-IT	K00860-00
VK00563-00	G044-IO	K00563-01
VK00565-01	G048-IOv1	K00565-02
VK00566-00	G048-I	K00566-03
VK00629-00	B032	K03195-00
VK00655-02	E031-11v2	K03140-00
VK00674-00	E6061	K00674-01
VK00782-00	B076	K02284-00
VK00788-00	B1011	K00788-01
VK00791-00	B6003-O	K00791-01
VK00803-00	E030-M	K00803-01
VK00809-00	E1003-ST	VK00809-01
VK00809-01	E1003-SU	K00809-02
VK00810-00	E1005-LV	K03006-01
VK00837-00	G1007-A	K00837-01
VK03006-00		K03006-01
XK01809-00	A200-I	
XVK00440-03	F022-D	K00440-04
XVK00441-03	F022-T	K00441-04
XVK00464-00	F047	K00464-01

K nr.	old nr.	replaced by
XVK00565-00	G048-IO	VK00565-01
XVK01816-00	B039-IC	K00342-02
ZK00305-00	A030	
ZK00396-00	E026-IFC	
ZK00564-00	G047-I	
ZK00587-00	G068-I	
ZK00641-00	E008-NO	K02458-00
ZK00664-00	E1005-KH	
ZK00793-00	E008-P	
ZK00794-00	E009	
ZK00811-00	E1010-NO	K02455-00
ZK01667-00	E1010-NC	
ZK01813-00	B031-P	
ZK01826-00	B076-I	
ZK01829-00	B100-I	
ZK01830-00	B100-IDC	
ZK01831-00	B100-ITC	
ZK01844-00	E011	
ZK01845-00	E012-G	
ZK01846-00	E012-R	
ZK01848-00	E018	
ZK01849-00	E018-M	
ZK01850-00	E019	
ZK01914-00	F020	
ZK01942-00	K003-D	
ZK01951-00	E035-v0	
ZK01952-00	E039-B	

